

FORMAX[®]

FIND YOUR SOLUTION HERE

Pressure Seal



Mailing



Data Destruction



Digital Print & Finishing



2019



FIND YOUR SOLUTION HERE

AutoSeal® Pressure Sealers - Tabletop	3-5
Production Pressure Sealers	6
Inserters	7-10
Document Folders	11-13
MailDoc™ Software	14
Envelope Sealer, Envelope Opener	14
Cut-Sheet Cutter, Cut-Sheet Burster	15
Industrial Bursters	15
Joggers	16
Tabbing Systems	17
Conveyors / Vertical Stacker	18
ColorMax Digital Color Printers & Label Printer	19-21
Atlas Creasers, Slitters, Perforators	22-23
Cut-True Guillotine Cutters	24-25
Card Cutters	26
Square It Booklet Finisher	26
Data Destruction	27-35

PRESSURE SEAL SOLUTIONS



PRESSURE SEALERS - TABLETOP



Formax AutoSeal® Pressure Sealers transform pressure-sensitive one-piece mailers into secure, sealed mail-ready pieces. Various models are available for specific needs including: Hand-Feed, Low, Medium and High-Volume Tabletop, In-Line, Stand-Alone and High-Volume Production.



Color touchscreen control panel available on selected models



Clearly marked fold plates are easy to adjust



FD 1000 Single-Form Hand-Feed

Hopper Capacity:	Single folded form
Speed:	Up to 24 pre-folded forms per minute, based on 8.5" form width
Form Size:	Up to 5.5" wide (folded dimensions)
Features:	Simple operation, compact design



FD 1202 Low-Volume Tabletop

Hopper Capacity:	Up to 160 forms 20#
Fixed Speed:	Up to 38 forms per minute, based on 11" Z-fold
Paper Size:	Up to 8.5" W x 14" L
Features:	Drop-in feed system, compact tabletop design, 14" form length



FD 1406 / FD 1506 Low-Volume / Mid-Volume Tabletop

	FD 1406	FD 1506
Hopper Capacity:	Up to 160 forms 20#	Up to 200 forms 20#
Fixed Speed:	Up to 73 forms per minute, based on 11" Z-fold	Up to 100 forms per minute, based on 11" Z-fold
Paper Size:	Up to 8.5" W x 14" L	Up to 8.5" W x 14" L
Features:	Both: Color touchscreen control panel, drop-in feed system, 14" form length, uneven custom folds, static eliminator FD 1506 only: Extended fold plate for uneven "C" folds	
Options:	Cabinet, 18" conveyor, reverse stacking conveyor, 402 Series Jogger	



FD 1506 Plus Mid-Volume with Integrated Conveyor

Hopper Capacity:	Up to 200 forms 20#
Fixed Speed:	Up to 6,250 forms per hour
Paper Size:	Up to 8.5" W x 14" L
Features:	Integrated conveyor, color touchscreen control panel, drop-in feed system, 14" form length, uneven custom folds
Options:	Cabinet, 402 Series Jogger



Pressure seal mailers have narrow bands of pressure sensitive adhesive which create a complete and secure seal when processed through AutoSeal equipment. They're laser printer compatible and provide a simple, streamlined solution for virtually all businesses regardless of size or type. The forms are printed on a laser or impact printer, then taken to the AutoSeal pressure sealers to be folded and sealed.



Large LCD Screen



Removable Feed Wheels



FD 2006 / FD 2036 Mid-Volume / High-Volume Tabletop

	FD 2006	FD 2036
Hopper Capacity:	Up to 250 forms 24#	Up to 350 forms 24#
Fixed Speed:	Up to 8,000 forms per hour	Up to 11,000 forms per hour
Paper Size:	Up to 8.5" W x 14" L	Up to 8.5" W x 14" L
Features:	Color touchscreen control panel, drop-in feed system, 14" form length, uneven custom folds, noise reduction	
Options:	Cabinet, 18" conveyor, reverse stacking conveyor, 402 Series Jogger	



Shown w/optional 18" conveyor

FD 2054 High-Volume with Automatic Fold & Form Length Settings

Hopper Capacity:	Up to 500 forms 20#
Variable Speed:	Up to 16,450 forms per hour, based on 11" Z-fold
Paper Size:	Up to 12.25" W x 18" L
Features:	Large LCD control panel, integrated telescoping conveyor, 11 automatic fold settings, stores up to 35 custom folds, AutoStack™ wheels, 17" form capability, automatic paper length settings, drop-in feed system, six-digit addition and batch counter, removable roller cover, easy-off feed wheel shaft, adjustable feed table pressure, standard fold setting customization
Options:	Cabinet, V-Stack36i vertical stacker, 402 Series Jogger




FD 2006IL In-Line Tabletop System with Laser Printer

Hopper Capacity:	Printer Dependent (printer not included)
Speed:	Printer Dependent
Paper Size:	Up to 8.5" W x 14" L
Features:	Print, fold & seal in one step, enclosed paper path for document security, touchscreen control panel, automatic fold settings, six-digit counter, easy to install with alignment base (included), 11" & 14" form length, fault detector
Options:	2 cabinets, 18" conveyor



FD 2006IL System shown with Pressure Sealer & Alignment Base, laser printer (not included), optional cabinets and 18" conveyor



FD 2096 Mid-Volume Production

Ideal for mid-volume processing of cut-sheet pressure seal forms. Bottom-suction air feed system provides accurate feeding and allows for continual loading of forms. Quick and easy set-up, rugged metal fold plates, a 6-digit resettable counter, and integrated 24" outfeed conveyor make it very user-friendly.

Hopper Capacity:	Up to 350 forms 24#
Variable Speed:	Up to 30,000 forms per hour
Paper Size:	Up to 12" W, up to 17" L
Features:	Top-loading bottom air feed deck, variable speed control, 24" outfeed conveyor, 6-digit resettable counter, sound-reducing insulated fold plate covers, rotating air suction drum for accurate feeding, ball transport deck between folder and sealer, adjustable stacking wheels, safety interlocks, fault detectors, static eliminator, casters for easy transport
Power:	120V 60Hz, 30Amp
Options:	402 Series jogger, center slitter kit, V-Stack36i vertical stacker



FD 2200-10 Stand-Alone Pressure Sealer

Specially designed for use with various high-production floor model folders. Integrates easily, and can be removed for non-pressure seal applications.

Speed:	Fixed speed of 40,000 forms per hour
Paper Size:	Up to 11.5" wide
Dimensions:	25" W x 24" L x 38.5" - 39" H
Weight:	180 lbs.
Features:	Precision ground clutching four-roller system, 8-ball transport deck between fold rollers and sealer, three interface connections, safety cover interlock, heavy-duty casters, mounting bracket, fault detection, static eliminator, plexi-cover



FD 2350



FD 2300



FD 2380



FD 2300-EX



FD 2300-EXT

2300 Series High-Volume Production

Five models are available, each with automatic fold setting adjustments, a capacity of up to 40,000 forms per hour and unlimited monthly duty cycle. **FD 2300** air feed, **FD 2300-EX** and **FD 2300-EXT** extended air feed systems, **FD 2350** pile-loader in-feed, and **FD 2380** with in-line FD 676 Industrial Burster.


Hopper Capacity:	FD 2300 - up to 500 forms 24# FD 2300-EX - up to 1,000 forms 24# FD 2300-EXT - up to 2,500 forms 24# FD 2350 - up to 3,500 forms 24# * FD 2380 - Continuous forms
Variable Speed:	Up to 40,000 forms per hour, based on 11" Z-Fold
Paper Size:	FD 2300/2350/2380: Up to 11.5" W x 25" L FD 2300-EX/FD 2300-EXT: Up to 11.5" W x 14" L
Power:	220V, three phase, 20 Amp (Special 3-phase power required) NEMA L21-20P plug included, NEMA L21-20R receptacle required
Features:	Color touchscreen, automatic fold settings, extendable output conveyor, jam detection, addition/batch counter, static eliminator, safety interlocks
Options:	V-Stack36i vertical stacker, 402 Series jogger

*Capacity of up to 3,500 non-windowed forms. Forms with a traditional patch window are better suited for the FD 2300, FD 2300-EX and FD 2300-EXT.
U.S. Patents 5,772,841 5,865,925 5,968,308 6,264,592 Other patents pending.

MAILING SOLUTIONS



INSERTERS - LOW-VOLUME DESKTOP



Formax Inserters automate the tedious task of folding and inserting documents into envelopes. Leading-edge technology provides a flexible, dependable, cost-effective solution for your organization's document and mail flow.



User-friendly color touchscreen control panel



High-Capacity Vertical Stacker holds up to 500 filled envelopes



FD 6104 Low-Volume Desktop Inserter

Feeders:	Up to 100 sheets each (20#)
Envelope Hopper:	Up to 100 envelopes
Fixed Speed:	Up to 1,350 pieces per hour
Duty Cycle:	Up to 5,000 per month
Features:	2 fully-automatic sheet feeders, 1 automatic insert/BRE feeder, fully automatic adjustments, 5" color touchscreen display, 14" sheet capability, 15 programmable jobs, resettable and non-resettable counters, seal and non-seal capabilities, double document detection, adjustable catch tray for #10 and 6" x 9.5" envelopes
Options:	Tri-fold Kit for even-panel C-folds

6210 Series Low-Volume Desktop Inserters

Feeders:	Up to 325 sheets each or approximately 45 BREs
Envelope Hopper:	Up to 150 envelopes, top loading
High-Capacity Vertical Stacker:	Up to 500 filled envelopes
Fixed Speed:	Up to 2,000 / 2,500* pieces per hour
Duty Cycle:	Up to 15,000 / 20,000* pieces per month
Features:	Available in 5 configurations, 7" color touchscreen, vertical output stacker, AutoSet™ one-touch set-up, 50 programmable jobs, daily mail station, seal/non-seal and fold-only capabilities, resettable and non-resettable counters, folds/inserts up to 5 sheets
Options:	CIS Scanner for reading OMR, 1D and 2D BCR, and OCR printed anywhere on the page, production feeder, single or multi-code reading licenses, productivity package front/rear side exit tray, short feed trays, catch tray, cabinet, 402 Series Joggers

* Speed and Duty Cycle with optional Productivity Package. Paper & envelope specifications may vary. All media must be tested.



INSERTERS - MID-VOLUME DESKTOP



Programmable jobs, color touchscreen displays, AutoSet™ one-touch setup, and optional OMR, BCR and OCR are all part of the user-friendly interface. A high-capacity vertical stacker and high-capacity infeed options bring efficiency to your mail processing.



High-capacity vertical output stacker



Color touchscreen control with graphical display and user interface



6306 Series Mid-Volume Desktop Inserters

Standard Feeders:	Up to 325 sheets each
High-Capacity Feeder:	Up to 725 sheets, 20# bond
Envelope Hopper:	Up to 400 envelopes, top-loading
Fixed Speed:	Up to 3,800 pieces per hour
Duty Cycle:	Up to 40,000 pieces per month
Vertical Output Stacker:	Up to 500 filled envelopes, reverse stacking output
Features:	Available in 6 configurations, fully-automatic adjustments, 7" color touchscreen control panel with paper and envelope presence sensors, high-capacity vertical stacker, 50 programmable jobs, AutoSet™ one-touch set-up, folds/inserts up to 10 sheets (half-fold) or up to 8 sheets (tri-fold), daily mail station, seal/non-seal and fold-only capabilities, production feeder, ECO mode, resettable & non-resettable counters, OMR, 1D-2D BCR, OCR, CIS scanner

6406 Series Mid/High-Volume Modular Desktop Inserters

Feeders:	Up to 325 sheets each or approximately 45 BREs
Envelope Hopper:	Up to 325 envelopes, top loading
Vertical Output Stacker:	Up to 500 filled envelopes, reverse stacking output
Fixed Speed:	Up to 4,000 pieces per hour, #10 envelopes
Duty Cycle:	Up to 60,000 per month
Features:	2 to 6 feeders, 7" graphics-based color touchscreen control panel, vertical output stacker, paper/envelope presence sensors, AutoSet™ one-touch set-up, 50 programmable jobs, cascade mode, daily mail station, seal/non-seal and fold-only capabilities, folds/inserts up to 10 sheets (half-fold) or up to 8 sheets (tri-fold), capable of inserting top/middle/bottom-address documents into top-flap/envelopes, water level alert, ECO mode
Options:	CIS Scanner, OMR/BCR/OCR reading, production feeders, side exit, short feed trays, cabinets

6608 Series Mid/High-Volume Modular Desktop Inserters

Feeder Capacity:	Up to 325 sheets each or approximately 45 BREs
Envelope Hopper:	Up to 500 envelopes, top loading
Vertical Output Stacker:	Up to 500 filled envelopes, reverse stacking output
Fixed Speed:	Up to 4,300 pieces per hour, #10 envelopes
Duty Cycle:	Up to 80,000 per month
Features:	2 to 7 feeders, 10" graphical color touchscreen, 50 programmable jobs, vertical output stacker, paper/envelope presence sensors, 725-sheet high-capacity feeder, cascade mode, daily mail mode, AutoSet™ one-touch set-up, seal/non-seal/fold-only, handles envelopes up to 6.4" H x 9.8" W, folds/inserts up to 10 sheets (half-fold) or up to 8 sheets (tri-fold), inserts top/middle/bottom address documents, ECO mode
Options:	CIS Scanner, OMR/BCR/OCR reading, thin booklet feeder, production feeders, side exit tray, short feed trays, cabinets



FD 6306-Standard 3 with High-Capacity Vertical Output Stacker



6406 Series with High-Capacity Document Feeder and optional Production Feeder



6608 Series shown with optional Thin Booklet Feeder and Production Feeder



FD 7104 Standard 2F

7104 Series High-Volume Modular Inserters

Tower Feeder	Standard 1F: One 1,000-sheet feeder
Sheet Capacity:	Standard 2F: One 500 and one 1,000-sheet feeder Standard 3: Three 500-sheet feeders
Speed:	1-sheet, letter fold: up to 4,500 / 5,500 per hour (with optional Productivity Package)
Accumulation Speed:	Multiple sheets: Up to 6,900 / 9,400 per hour (with optional Productivity Package)
Envelope Hopper:	Top-loading, up to 800 standard envelopes
Duty Cycle:	Up to 180,000 pieces per month
Features:	Modular design up to 17 feeders, 22" color touchscreen interface, automatic job setup, unlimited programmable jobs, folds up to 8 sheets at once, cascade mode, accumulation/divert deck, high-capacity output conveyor, reads all code types, daily mail mode, custom cabinets
Options:	Productivity Package, high-capacity versatile feeders, intelligent feeders, CIS scanners, output sorter, catch trays, 402 Series joggers



FD 7202-Special 3F

7202 Series High-Volume Modular Inserters

Tower Feeder	Special 1F: One 1,000-sheet Flex-Feeder
Sheet Capacity:	Special 2: Two 500-sheet Flex-Feeders Special 2F: Two 1,000-sheet Flex-Feeders Special 3F: Two 500-sheet Flex-Feeders on top and one 1,000-sheet Flex-Feeder on bottom Special 4: Four 500-sheet Flex-Feeders
Versatile Feeder	Up to 1,000 sheets 20#
Sheet Capacity:	Up to 250 2.4mm booklets
Envelope Hopper:	Top-loading, up to 800 #10 envelopes, or 500 10" x 13" flat envelopes (landscape orientation)
Speed:	Up to 5,000/hour, #10 envelopes
Duty Cycle:	Up to 200,000 pieces per month
Features:	Modular design up to 11 feeders, 22" color touchscreen interface, automatic job setup, auto 2nd fold plate adjustment, inserts into flats (landscape orientation), unlimited programmable jobs, inserts sets of up to 50 sheets into flats, folds up to 8 sheets at once, accumulation/divert deck, 4-foot high-capacity output conveyor, daily mail mode, custom cabinets
Options:	High-capacity versatile feeders with or without intelligence, single or multi-code reading licenses, 2-sided code reading, envelope sorter/diverter, catch trays, 402 Series Joggers



FD 7500-Special 4

7500 Series High-Volume Modular Inserters

Tower Feeder	Special 2FA: Two 1,000-sheet Flex-Feeders
Sheet Capacity:	Special 3FA: Two 500-sheet Flex-Feeders, one 1,000-sheet Flex Feeder on bottom Special 4A: Four 500-sheet Flex Feeders ("A" models read face up from Top Scanner and face down from Bottom Scanner) Special 2FB: Two 1,000-sheet Flex-Feeders Special 3FB: Two 500-sheet Flex-Feeders, one 1,000-sheet Flex Feeder on bottom Special 4B: Four 500-sheet Flex Feeders ("B" models read face down from Top Scanner and face up from Bottom Scanner)
Tower Feeder	Up to 16" L portrait feed (folding), 8.5" L landscape feed (no folding)
Sheet Size:	Up to 8.5" W portrait feeding (folding), 12" W landscape feed (no folding)
High-Capacity Feeder:	Up to 1,000 sheets (20#)
Envelope Feeder:	Top-loading, up to 800 standard envelopes or 500 flat envelopes (landscape orientation)
Speed:	Up to 6,000 envelopes/hour (#10 envelopes) Up to 12,000 sheets/hour
Duty Cycle:	Up to 300,000 pieces per month
Envelope Size:	3.9" - 10" H x 8.9" - 13" W*
Max. Set Thickness:	Up to 72 sheets, up to .39" (10 mm)
Max. Insert Thickness:	Up to 1/4" (6mm)
Features:	Modular design up to 11 feed stations, intuitive widescreen color touchscreen interface, auto job setup with document & envelope library, unlimited programmable jobs, accumulation/divert deck, high-capacity output conveyor, predictive intelligence, custom cabinets, reads all code types (single/dual-track OMR, 1D barcode, 2D data matrix barcode), daily mail mode
Options:	Intelligent and non-intelligent high-capacity feeders, barcode reader, OMR/BCR software

Folding documents has never been easier! With a variety of models to choose from, you can automate any size folding job, from entry-level to high production.



Output conveyor for neat & sequential stacking



LCD control panel with resettable counter



Clearly marked fold plates for quick and easy setup



FD 300 Office Desktop Folder

Hopper Capacity:	Up to 200 sheets 20# (75gsm)
Fixed Speed:	Up to 7,400 sheets per hour
Paper Size:	Up to 8.5" W x 14" L
Paper Weight:	Up to 30# (112gsm)
Features:	Clearly marked fold plates, pre-marked for four popular folds, output conveyor with adjustable stacker wheels, LCD control panel with 3-digit resettable counter, AutoBatch for processing sets, drop-in feed system, quick set-up with push-button operation, compact desktop design
Options:	402 Series Jogger



FD 314 Office Desktop Folder

Hopper Capacity:	Up to 250 sheets 20# (75gsm)
Fixed Speed:	Up to 7,700 sheets per hour
Paper Size:	Up to 8.5" W x 14" L
Paper Weight:	Up to 30# (112gsm)
Features:	Clearly marked fold plates, pre-marked for four popular folds, output conveyor with adjustable stacker wheels, LCD control panel with 3-digit resettable counter, AutoBatch for processing sets, drop-in feed system, quick set-up with push-button operation, compact desktop design
Options:	402 Series Jogger



FD 322 Tabletop Folder with Manual Fold Settings

Hopper Capacity:	Up to 250 sheets 20#
Variable Speed:	Up to 11,000 sheets per hour
Paper Size:	Up to 11 3/4" W x 18" L
Features:	Drop-in feed system, clearly-marked fold plates, manual and custom fold settings including C, Z, Half, Gate, Fold Out and Double Parallel, variable speed, outfeed conveyor with adjustable stacker wheels
Options:	Cabinet, 402 Series Jogger

Formax folders offer feature-rich design and ease of operation. Features include a drop-in feed system, telescoping conveyor system, standard and custom folds, and user-friendly control panels. Formax folders deliver speeds of up to 27,500 sheets per hour with fully automatic settings.



Large LCD Screen



Multi-Sheet Feeder



FD 346 Touchscreen Control Panel

FD 346 Touchscreen Tabletop Folder with Manual Fold Settings

Hopper Capacity:	Up to 500 sheets 20#
Fixed Speed:	Up to 15,500 sheets per hour, based on 11" Z-Fold, 6 Settings
Pre-Marked Paper Sizes:	11", 14", 17"
Paper Size:	Up to 3.5" - 12.25" W x 5" - 18" L
Features:	Full-color touchscreen control panel, six pre-set folds, resettable counter, batch counter, custom fold settings, fault detection, fine-tune adjustment, quick-release fold stops, adjustable stacker wheels, self-centering side guides, telescoping outfeed conveyor holds up to 500 folded pieces
Options:	Multi-sheet feeder, cabinet, 402 Series Jogger



FD 382/FD 38X Control Panel

FD 382 Tabletop Folder with Automatic Fold & Form Length Settings

Hopper Capacity:	Up to 500 sheets 20#
Variable Speed:	Up to 20,100 sheets per hour, based on 11" Z-Fold, 6 Settings
Custom Folds:	Stores up to 25 custom folds into memory
Pre-Set Paper Sizes:	11", 14", 17"
Paper Size:	Up to 3.5" - 12.25" W x 5" - 18" L
Languages:	English, Spanish, French, German, Italian, Dutch
Features:	LCD control panel, 6 programmed fold settings, 6-digit resettable counter, AutoBatch, stores up to 25 custom folds, fault detection, fine-tune adjustment, cross folding, adjustable stacker wheels, self-centering side guides, six languages, telescoping outfeed conveyor
Options:	Multi-sheet feeder, short fold/small document kit, cabinet, 402 Series Jogger

FD 38X Tabletop Folder with Fully Automatic Settings

Hopper Capacity:	Up to 500 sheets 20#
Variable Speed:	Up to 20,100 sheets per hour, based on 11" Z-Fold, 6 Settings
Stacker Wheels:	Automatic
Custom Folds:	Stores up to 35 custom folds into memory
Paper Size:	Up to 3.5" - 12.25" W x 5" - 18" L
Languages:	English, Spanish, French, German, Italian, Dutch
Features:	Includes all FD 382 features, plus AutoStack™ fully automated stacker wheels, multi-sheet feeder for up to 4 stapled sheets, adjustable feed table pressure for thick and thin stocks, fold plate locks, stores up to 35 custom folds, telescoping outfeed conveyor holds up to 500 folded pieces
Options:	Cabinet, 402 Series jogger, V-Stack36i vertical stacker





ATLAS Air-Feed Document Folder

Hopper Capacity: Up to 500 sheets, 22# bond

Speed: Up to 27,000 per hour *

Paper Size: Min: 5.8" L x 5.5" W (3.7" with optional narrow sheet attachment)
Max: 25.5" L x 14.3" W

Paper Weight: Min: 16# bond
Max: 90# cover (variable, based on material and grain direction)

Pre-set Folds: 6 popular fold types in letter, legal and ledger sizes

Power: 220/230V, 50/60Hz, 30 Amp

Features: Air suction feed table handles coated/non-coated stock, low-pressure air chamber to control curled paper, batch counter, dial-a-fold settings with LED display accurate to 0.1mm, belt-driven outfeed stacker, perf/score attachment, skew and micro adjustments, double document detector, fully-enclosed fold plates for sound reduction, durable fold rollers

Options: Narrow sheet guide attachment, 56-tooth perforating wheel, perforating anvil, light scoring wheel, heavy scoring wheel, scoring anvil, additional perforating / scoring wheel assembly, FD 402TA1 / FD 404A1 Air Joggers

* Speed varies depending on paper weight



Perforation / score attachment, included



ATLAS-AS Automatic Air-Feed Document Folder

Hopper Capacity: Up to 500 sheets, 22# bond

Speed: Up to 27,500 per hour *

Paper Size: Min: 6.2" x 5.5" (3.7" with optional narrow sheet attachment)
Max: 26.5" x 14.3"

Paper Weight: Min: 16# bond
Max: 90# cover (variable, based on material and grain direction)

Custom Folds: Unlimited

Power: 220/230V, 50/60Hz, 30 Amp

Features: Air suction feed table handles coated/non-coated stock, 7" color touchscreen control panel, low-pressure air chamber to control curled paper, batch counter, set and adjust folds with control panel, belt-driven outfeed stacker, perf/score attachment, skew and micro adjustments, double document detector, fully-enclosed fold plates for sound reduction, durable fold rollers

Options: Narrow sheet guide attachment, 56-tooth perforating wheel, perforating anvil, light scoring wheel, heavy scoring wheel, scoring anvil, additional perforating / scoring wheel assembly, FD 402TA1 / FD 404A1 Air Joggers

* Speed varies depending on paper weight



Color touchscreen control panel



FD 3200 Control Panel

FD 3200 Tabletop Air-Suction Folder with Automatic Settings

Hopper Capacity: Up to 625 sheets

Variable Speed: Up to 15,600 sheets per hour

Stacker Wheels: Automatic

Pre-Set Folds: C, Z, Half, Fold Out, Gate, Double Parallel

Custom Folds: Stores up to 20 custom folds into memory

Paper Size: Up to 4.73" - 12.24" W x 7.17" - 18" L

Paper Weight: Up to 230gsm

Features: Air suction feed system, control panel with LCD display, automatic paper size detection, automatic fold plate setting, adjustable air flow, optical double feed detection, batch counting, automatically adjusting outfeed stacker wheels, standard cross-folding unit, four-digit counter, insulated for noise reduction, fault detection, energy saving mode

Options: Side air kit, 402 Series Jogger

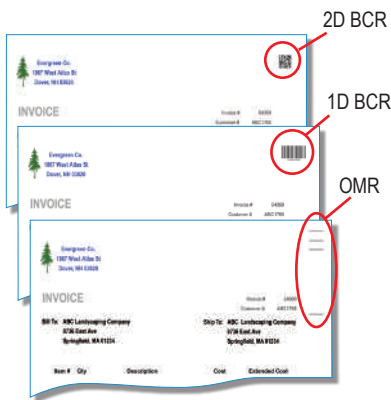
MAILDOC™ Document Management Software

Formax MailDoc™ is a powerful, easy-to-use software suite that generates Optical Mark Recognition (OMR), 1D and 2D Barcode Recognition (BCR) marks directly on documents. This provides intelligent inserting of varying multi-page documents such as invoices and statements.

MailDoc™ allows you to fully utilize a Formax inserter equipped with OMR or BCR through enhanced security, target marketing with selective feeding and diverting of sets based on selected criteria. Two versions are available, Beginner and Professional. The optional Postal Module increases savings by running addresses through CASS, PAVE list management software using NCOA for list certification.

MailDoc™
Beginner

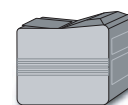
MailDoc™
Professional



Invoices or Statements are simply exported and saved in one PDF file. No integration is needed with your existing accounting software.



Select OMR or BCR mark functions and location of marks. Create templates for each recurring job for quick and efficient processing.



Documents are printed at any speed from MailDoc with OMR or BCR marks ready for intelligent insertion.



Formax inserters provide secure, automated insertion of documents.

ENVELOPE OPENER / ENVELOPE SEALER

Whether your mail is incoming or outgoing, Formax has a solution to automate your envelope processing. The FD 452 Envelope Opener handles mixed mail without pre-sorting, at speeds of up to 300 envelopes per minute. The FD 430 Envelope Sealer has variable speed control, closing and sealing envelopes in a single pass, processing up to 18,000 pieces per hour.



FD 452 Envelope Opener

Fixed Speed:	Up to 300 envelopes per minute
Envelope Size:	5.5" - 13" H x 3.5" - 10.2" W
Envelope Thickness:	Up to 4 mm
Catch Tray Capacity:	Up to 80 #10 envelopes
Features:	Chadless cutting, handles mixed mail without pre-sorting, support arm for large envelopes, counter
Options:	402 Series Envelope Jogger



FD 430 Envelope Sealer

Speed:	Up to 18,000 envelopes per hour
Infeed Capacity:	Up to 4.5" stack height*
Outfeed Capacity:	Up to 4.5" stack height*
Media Size:	Up to 9.75" wide, up to 15" long
Envelope Flap Length:	Standard: up to 2.75" Extended: up to 4" (w/optional kit)
Package Thickness:	Up to 16 mm
Features:	Closes and seals in one pass, precision moistening roller, adjustable separator, rugged metal construction
Options:	Extended sealing kit for flaps up to 4" long, square flap moistening basin and roller

CUT-SHEET BURSTER / CUT-SHEET CUTTER / BURSTERS



Formax Bursters make easy work of separating single or multi-part continuous forms. From low-volume to high-volume industrial needs, the Formax burster line can accommodate a wide variety of single or multi-part bursting applications at speeds of up to 500 feet per minute. The FD 574 Cut-Sheet Cutter is uniquely designed to process forms generated from a digital printer.



FD 574 Cut-Sheet Cutter

Hopper Capacity:	Up to 500 sheets 64gsm
Variable Speed:	Up to 2,640 sheets per hour (1 or 2 cuts - 11" sheet)
Paper Size:	4" - 14.5" W x 4" - 17" L
Features:	Guillotine cutter, 100 programmable custom settings, six pre-programmed settings, counter, safety interlocks, top-loading feed system
Options:	Slitters, perforators, conveyor, 402 Series Jogger



FD 4170 Cut-Sheet Burster

Hopper Capacity:	Up to 400 sheets 20#
Variable Speed:	5-level speed adjustment: 42, 64, 89, 114, 140 sheets per minute
Paper Size:	4" - 11" W x 5" - 17" L
Paper Weight:	13# bond - 110# index
Features:	4-digit LCD counter, three-tire top-loading system, programmable job settings, pre-programmed cut settings for 11", 14" and 17" paper, adjustable side guides for different form lengths, last job memory
Options:	402 Series Jogger



FD 550 Low-Volume Burster

Variable Speed:	0 - 200 ft per minute
Paper Size:	2.375" - 16" W x 2.75" - 12" L
Features:	Tractors, slitters, safety interlocks, conveyor, cabinet
Options:	Center slitter, power drop stacker, and other custom options



FD 666 Mid-Volume Burster


Variable Speed:	30 - 350 ft per minute
Paper Size:	2.375" - 16" W x 2.75" - 17" L
Features:	Tractors, slitters, cabinet, safety interlocks, conveyor
Options:	Imprinter, power drop stacker, and other custom options



FD 676 & FD 680 High-Volume Bursters

Variable Speed:	30 - 500 ft per minute
Paper Size:	2.75" - 17" (19.25" slitting) W x 2.75" - 17" L
Features:	Tractors, slitters, cabinet, safety interlocks, conveyor
Options:	Imprinter (standard on FD 680), power drop stacker, merger and other custom options

Virtually any piece of equipment which processes cut-sheet paper or forms can be enhanced by using a 402 Series Jogger. Each has the ability to align and separate forms and paper for accurate feeding, while reducing heat and static electricity caused by laser printers.



FD 402P1 Single-Bin Paper Jogger

Variable Speed:	Up to 4,000 vibrations per minute
Bin Capacity:	Up to 800 sheets 20#
Bin Size:	3.5" D x 8.75" W x 15.5" L
Media Size:	Up to 11" W x 17" L
Features:	Single bin with center divider for improved small stack jogging, tilted rack, variable speed, solid state control for on/off/vibration speed, electromagnetic design for continuous operation



FD 402P3 Three-Bin Paper Jogger

Variable Speed:	Up to 4,000 vibrations per minute
Bin Capacity:	Up to 1,700 sheets 20#
Bin Size:	7" D x 2.25" W x 11.25" L each bin
Media Size:	Up to 8.5" W x 14" L
Features:	Three bins for high-volume applications, tilted rack, variable speed, solid state control for on/off/vibration speed, designed for continuous operation



FD 402TA1 Tabletop Air Jogger

Variable Speed:	Up to 2,500 vibrations per minute
Bin Capacity:	Up to 940 sheets 20#
Bin Size:	3.75" D x 20.375" W
Media Size:	5" x 7" min - 12" x 18" max
Variable Air Control:	Up to 29,000 rpm
Features:	Tilting V-shaped bin adjusts from horizontal to vertical, accommodates large format and crisscross stacked piles, three operating modes: air-and-vibrate, air-only, and vibrate-only



FD 404A1 High-Capacity Air Jogger

Variable Speed:	Up to 3,000 vibrations per minute
Bin Capacity:	Up to 940 sheets 20#
Bin Size:	3.75" D x 20.375" W x 13" L
Media Size:	5" x 7" min - 12" x 18" max
Variable Air Control:	Up to 29,000 rpm
Features:	Tilting V-shaped bin adjusts from horizontal to vertical, foot pedal control for two-handed loading and unloading, accommodates large format and crisscross stacked piles, 60-second countdown timer for unattended jogging, three operating modes: air-and-vibrate, air-only, and vibrate-only

The Formax FD 262 takes paper, translucent or clear tabs and gives you the advantage and cost savings of high-speed tabbing in one compact unit. The FD 282 can do something that no other tabletop tabber on the market can do: apply tabs to opposite sides of a mailpiece or top & side of a mailpiece simultaneously.



Edge tabbing to both sides in one pass



FD 282HF: FD 282 with FD 282-10 Heavy Duty Feeder



FD 262 Single-Head Tabber

Speed:	Up to 12,000 pieces per hour (8.5" tri-folds)
Feeder Capacity:	Up to 200 tri-folds
Media Size:	3" to 18" L 5" to 17" W
Media Thickness:	Up to 5/32"
Tab Sensitivity Control:	Adjusts for density in tab/wafer seals
Tabs Applied:	1 tab per pass
Reel Capacity:	Up to 10,000 tabs Maximum roll diameter: 9" Core diameter: 3"
Features:	Integrated bottom feed for continuous operation, 5-digit LCD resettable counter

FD 282 Double-Head Edge Tabber

Speed:	Single Tab: Up to 25,000 pieces per hour (tri-folds) Double Tab: Up to 15,000 pieces per hour Triple Tab: Up to 10,000 pieces per hour (11" minimum piece length)
Feeder Capacity:	In-line design, capacity dependent on input device
Media Size:	3.5" to 15" L 5" to 11" W
Media Thickness:	Up to 1/4"
Tab Sensitivity Control:	Adjusts for density in tab/wafer seals
Tabs Applied:	1, 2 or 3 tab per pass
Reel Capacity:	Up to 11,000 tabs Maximum roll diameter: 9" Core diameter: 3"
Features:	Applies paper, clear or translucent tabs as well as USPS roll stamps, able to simultaneously tab top and side or opposite sides of mailpiece, control panel with LCD screen, lifetime and resettable counters, safety interlocks
Options:	FD 282-05 Feeder, FD 282-10 Heavy Duty Feeder, FD 282-20 Stand, Conveyor





CJ-10 Drop-Stacking Conveyor

Common Applications:	Low to medium-speed inkjet addressing systems
Internal Vacuum Fans:	None
Speed:	0-124 feet per minute
Belt:	Four, each 1" wide
Direction:	Left-to-right or right-to-left configurations
Drop Stack Capacity:	Up to 250 envelopes
Maximum Media Size:	Up to 9" W x 12" L



FD 4040 4-foot Bi-Directional Drop-Stacking Conveyor

Common Applications:	Medium to high-speed inkjet addressing systems
Bi-Directional:	Control panel module* can be rotated 180° to allow left-to-right and right-to-left transport
Internal Vacuum Fans:	Dual 170 cubic feet/minute tubeaxial fans
Speed:	30 - 350 feet per minute
Belt:	Single, perforated 12" wide
Drop Stack Capacity:	Adjustable from 5" - 11"
Maximum Media Size:	Up to 13.5" W x 15" L
Adjustable Height:	Floor to belt height adjusts from 28" - 35"
Options:	D1000 / D2000: 1,000 / 2,000 watt infrared dryers

* Patent pending




Shown with optional D2000 Infrared Dryer

FD 4060 6-foot Bi-Directional Drop-Stacking Conveyor

Common Applications:	Medium to high-speed inkjet addressing systems
Bi-Directional:	Control panel module* can be rotated 180° to allow left-to-right and right-to-left transport
Internal Vacuum Fans:	Dual 170 cubic feet/minute tubeaxial fans
Speed:	30 - 350 feet per minute
Belt:	Single, perforated 12" wide
Drop Stack Capacity:	Adjustable from 5" - 11"
Maximum Media Size:	Up to 13.5" W x 15" L
Adjustable Height:	Floor to belt height adjusts from 28" - 35"
Options:	D1000 / D2000: 1,000 / 2,000 watt infrared dryers

* Patent pending



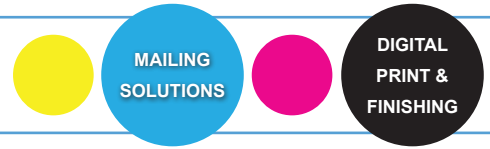
V-Stack36i Vertical Stacker

Speed:	Variable, depending on input machine
Capacity:	Up to 22" of folded documents, approximately 1,500 sheets
Folded Form Dimensions	Up to 7" H x 12" W
Compatibility:	Works with a variety of folders and pressure sealers, including FD 382, FD 38X, FD 2054, FD 2096, 2300 Series
Features:	Photo-eye activation, six-ball-roller deck, guide wheels, LED alert, vertical paper stop
Options:	Adjustable-height stand (required for use with FD 2096 and 2300 Series; optional for tabletop machines)

DIGITAL PRINT & FINISHING




INKJET DIGITAL COLOR PRINTERS



The ColorMax line of Digital Color Printers offers a variety of printing options and includes the ColorMax7, ColorMax8 and ColorMaxLP inkjet printers, and the toner-based ColorMaxT4i and ColorMaxT6i.

The ColorMax7, ColorMax8 and ColorMaxLP use Memjet® inkjet technology to produce full-color CMYK output. The Memjet® print head features 70,400 ink nozzles with no moving parts for higher speeds, lower costs and less noise.

The dry-toner based ColorMaxT4i and ColorMaxT6i offer durable print, thicker media options, consistency of color across substrates, the capability to print on larger formats and the ability to print white or clear toner for amazing output.



ColorMax7 Digital Color Printer

Speed, page printing:	Up to 3,600 per hour
Speed, #10 envelopes:	Up to 7,500 per hour
Duty Cycle:	30 million pieces, or 500,000 per month over a 5-year life cycle
Material Size:	Min: 3" W x 4.25" L Max: 9.5" W x 17" L
Material Thickness:	Up to 1/48" (0.5mm / 430 gsm / 160# cover / 240# index)
Print Quality:	Up to 1600 x 1600 dpi @ 6 inches per second, up to 1600 x 800 dpi @ 12 ips
Print Area:	Up to 8.5" x 17" with full bleed capability
Options:	3-foot conveyor stacker, 1,000 watt infrared dryer, adjustable cabinet, software
* Microsoft Office not supported	



ColorMax8 Digital Color Printer

Speed, page printing:	Up to 3,600 per hour 11" sheet
Speed, #10 envelopes:	Up to 8,000 per hour (landscape orientation)
Duty Cycle:	Up to 400,000 per month
Material Size:	Min: 3" W x 4" L Max: 10.5" W x 17" L
Material Thickness:	Up to 3/8" (10mm)
Print Quality:	Up to 1600 x 1600 dpi @ 6 inches per second, up to 1600 x 800 dpi @ 12 ips
Print Area:	Up to 8.77" x 40" with full bleed capability under 8.6"
Job Storage:	Up to 60 GB of saved jobs
Features:	7" color touchscreen, image preview, wide flat paper path handles stuffed envelopes, 10" x 13" flats, padded envelopes, and more, electronic thickness control
Options:	3-foot conveyor stacker, 1,000 watt infrared dryer, adjustable cabinet, cmColor RIP and Color Match Software


CMCOLOR RIP / COLORMATCH / VDP SOFTWARE

cmColor RIP and Color Match Software combines tools for color management, spot color matching, hot folders and production job presets, with the powerful Harlequin® RIP engine for a seamless workflow solution. Achieve outstanding overall image quality, with predictable and repeatable color standardization. VDP options include print preview, batch processing and variable data templates.




cmColor provides advanced color management and spot matching

Harlequin RIP Technology maximizes productivity and output quality for ColorMax7 and ColorMax8



INKJET DIGITAL COLOR LABEL PRINTER



Powered by
memjet.

ColorMaxLP Digital Color Label Printer

Speed:	Up to 12 inches per second / 60 fpm
Label Media Width:	2" - 8.5" (50.8 - 216mm)
Label Sizes:	2" x 4", 4" x 6", 5" x 7", Custom
Maximum Label Length:	40" (1m) for roll-to-roll, 8" for roll-to-cut
Label Types:	Gloss, semi-gloss, matte
Label Detection:	Gap, continuous, black mark
Print Quality:	Up to 1600 x 1600 dpi @ 12 ips
Print Area:	Up to 8.5" x 17" with full bleed capability
Options:	Automatic roll-to-roll rewinder, color matching software, VDP, adjustable-height cabinet

TONER-BASED DIGITAL COLOR PRINTERS



ColorMaxT4i-P Envelope Press Package shown - ColorMaxT4i printer, plus feeder, output conveyor, two 530-sheet trays and stand with casters

ColorMaxT4i Digital Color Printer

Output:	CMYK
Print Speed*:	Color/Mono: Up to 50ppm Letter, 27ppm Tabloid
Time to First Page:	Approx. 8 seconds
Duty Cycle:	Up to 300,000 pages/month
Print Resolution:	Up to 1200 x 1200 dpi ProQ: 1200 x 600 x 16 levels
Media Sizes:	12" x 18", 11" x 17", legal, letter, 3" x 5" index cards, A3, A4, A5, A6, B5, C5, DL, #10 envelopes, and banners (up to 13" x 52")
Media Weight:	52-360gsm
Media Capacity:	Multi-Purpose Tray (MPT): Up to 300 sheets Trays 1, 2, 3: Up to 530 sheets High-Capacity Feeder: Up to 1,590 sheets
Max Capacity:	Up to 2,950 sheets (w/MPT, 2 Trays and High-Capacity Feeder)
Media Output:	Conveyor or top exit
Warranty:	5-Year Digital LED Print Heads



ColorMaxT6i-P Envelope Press Package shown - ColorMaxT6i printer, plus feeder, output conveyor, two 530-sheet trays and stand with casters

ColorMaxT6i Digital Color Printer

Output:	CMYK plus White or Clear
Print Speed*:	Color/Mono: Up to 50ppm Letter, 27ppm Tabloid CMYK over White: Up to 45ppm Letter, 24ppm Tabloid CMYK plus Clear: Up to 17ppm Letter
Time to First Page:	Approx. 8 seconds
Duty Cycle:	Up to 300,000 pages/month
Print Resolution:	Up to 1200 x 1200 dpi ProQ: 1200 x 600 x 16 levels
Media Sizes:	12" x 18", 11" x 17", legal, letter, 3" x 5" index cards, A3, A4, A5, A6, B5, C5, DL, #10 envelopes, and banners (up to 13" x 52")
Media Weight:	52-360gsm
Media Capacity:	Multi-Purpose Tray (MPT): Up to 300 sheets Trays 1, 2, 3: Up to 530 sheets High-Capacity Feeder: Up to 1,590 sheets
Max Capacity:	Up to 2,950 sheets (w/MPT, 2 Trays and High-Capacity Feeder)
Media Output:	Conveyor or top exit
Warranty:	5-Year Digital LED Print Heads

** Based on letter-size sheets, simplex. Specifications may vary based on media size/weight, simplex/duplex printing, % of toner coverage.*

HIGH-SPEED CREASERS / PERFORATORS



DIGITAL
PRINT &
FINISHING

Atlas Auto-Feeding Creasers are fully-automatic solutions to the problem of cracking in toner-based digital prints. The graphics-based 7" touchscreen control panel allows operators to easily set-up and save jobs in just minutes or utilize one of the pre-programmed settings. The C102 and C200 automatically calculate the crease positions based on paper size and set them accordingly. The Atlas C300 Automatic Creaser/Folder produces high-speed creasing and folding in a single pass. It includes the same powerful features as the C102 and C200, and can be used as a stand-alone creaser, or as a perforator when creasing and folding are not required.



Uncreased folded digital prints (left) are cracked and give the appearance of poor quality. Creased prints (right) have no cracking and look polished and professional.



atlas c102



atlas c200

Atlas C102 / Atlas C200 High-Speed Automatic Creasers



Atlas C102



Color touchscreen



Bottom-suction air feed system

Speed:	Up to 8,500 sheets per hour * (8.5" x 11") Up to 11,000 sheets per hour * (6.5" x 8.5")	
Sheet Size:	Max: 27.5" x 12.9" (35.4" x 19.6" w/optional extension table C200 only) Min: 8.2" x 5.5"	
Paper Thickness:	Max: 0.015" (approx. 400gsm)	Min: 0.004" (approx. 75gsm)
Creases per Sheet:	Up to 16	
Minimum Repeat Crease Distance:	0.03" (depending on paper weight)	
Minimum Crease Distance from Leading Edge:	0.09"	
Minimum Crease Distance from Trailing Edge:	1.37"	
Programmable Jobs:	C102: Up to 50 C200: Unlimited	
Features:	Both: Color touchscreen control panel, fully-automatic setup, single perforating wheel kit, bottom-suction air-feed C102: Height-adjustable outfeed stacker, quick-release blade system	
Power:	240V, 50/60Hz, 20 Amp	
Options:	Both: Slitting & perforating wheels, narrow creasing matrix C102 only: Cross/partial perforation kit	
	Lifetime guaranteed creaser matrix	



atlas c300

Atlas C300 High-Speed Automatic Creaser / Folder



Speed:	Up to 6,000 sheets per hour * (8.5" x 11.5")	
Sheet Size:	Max: 27.5" x 15.1" (35.4" x 15.1" w/optional extension table) Min: 8.2" x 5.5"	
Paper Thickness:	Max: 0.015" (approx. 400gsm)	Min: 0.004" (approx. 75gsm)
Folds per Sheet:	Up to 2	
Minimum Repeat Crease Distance:	1.57" (depending on paper weight)	
Minimum Repeat Fold Distance:	2.75" (depending on paper weight)	
Minimum Crease Distance from Leading/Trailing Edge:	1.96"	
Minimum Fold Distance from Leading/Trailing Edge:	1.96"	
Minimum Fold Length:	2.75"	
Programmable Jobs:	Unlimited	
Features:	Color touchscreen control panel, floating knife folding technology, pre-programmed for common creases/folds, single perforating wheel kit, digital thickness gauge for accurate measurements	
Power:	240V, 50/60Hz, 20 Amp	
Options:	Extension tray, slitting and perforating wheels, ultra narrow creasing matrix, stacker tray	
	Lifetime guaranteed creaser matrix	

* Production speed varies based on material size and the number of creases per sheet

TABLETOP CREASERS / PERFORATORS



DIGITAL
PRINT &
FINISHING

Formax tabletop creasers and perforators help make your digitally printed pieces look even more professional. Perforating allows for easy separation of multiple printouts, tear-offs, postcards or tickets on a single sheet, while creasing allows for easy folding and reduces unsightly cracking in digital printouts.



FD 2155 Electric Paper Creaser

Creasing process:	Electric, push-button or hands-free foot pedal
Maximum paper width:	Up to 18" (457mm)
Minimum paper size:	5.75" (146mm)
Maximum paper weight:	Up to 18 pt cover
Minimum paper stop position:	1.8" (46mm)
Maximum paper stop position:	14.75" (375mm)
Width of crease:	.062" (1.6mm)
Depth of crease:	.019" (.5mm)



Choose either push-button or foot-pedal operation

FD 90 / FD 95 Rotary Perforator / Creasers

	FD 90	FD 95
Speed:	Fixed, up to 6,800 per hour	Variable, up to 7,080 per hour
Paper size:	Min: 5" W x 2.5" L (150 x 64mm)	Max: up to 13.8" W x 19" L (350 x 483mm)
Recommended paper weight:	55 - 180 gsm (Note: 55 - 60gsm paper can be processed w/optional guide strips) For creasing, optimal paper weight is 150gsm	
Parallel perforations/creases per sheet:	Up to 5 in a single pass	
Perforating wheel capacity:	Up to 5 (includes 2 perforating wheels and 1 creasing wheel)	
Feed table capacity (max. stack height):	1.18" (30mm)	
Standard features:	Two perforating wheels, one creasing wheel, paper guides	Resettable counter, variable speed control, two perforating wheels, one creasing wheel, paper guides
Options:	Additional perforating sets, microperforating sets (17tpi), creasing sets, guide strips to accommodate 55-60gsm paper	



FD 95

SLITTER / CUTTER / CREASER



DIGITAL
PRINT &
FINISHING

The Atlas-TRIO15 allows users to slit, cut, crease and even fold in a single pass. It's ideal for high-speed creasing and production of jobs including business cards, postcards, brochures, booklet covers, greeting cards and more. The 4" touchscreen control panel and the ability to store up to 150 jobs make setup and operation easy. High-speed output and the ability to handle large media sizes make it a great complement to today's digital print environments.



 **atlas-TRIO15**

Atlas-TRIO15 Multi-Function Slitter / Cutter / Creaser

Speed:	24-up business cards, up to 8 sheets/minute 4-up postcards (12" x 18"), up to 10 sheets/minute 2 cut / 2 slit / 1 crease (8.5" x 11"), up to 15 sheets/minute 1 crease (8.5" x 11"), up to 5,000 sheets/hour
Feed Capacity:	Pile height up to 4"
Paper Sizes:	8.2" - 13" W x 8.2" - 19" L (13" W x 27.5" L with optional long sheet kit)
Paper Weight:	32# bond - 130# cover (120-350 gsm)
Programmable jobs:	Up to 150
Dimensions:	33" W x 31" D x 43" H (footprint: 63" W x 31" D)
Power:	120 VAC
Options:	AC-10 Folding Unit, custom slitting guides, long sheet kit



Cut-True Cutters combine ease of use, accuracy and the highest standard of safety. Each features a high-quality hardened steel blade, LED Laser Line for accuracy, and user-friendly controls. These manual, semi-automatic, electric and hydraulic cutters are the ideal solution for transforming brochures, invitations and more with professional, accurate cutting.

Cut-True



Includes complete tool kit for adjustments, blade changing & general maintenance



Cut-True 13M Tabletop Manual Paper Cutter

Cutting Action:	Manual lever handle
Maximum Cutting Width:	14.5" (370mm)
Maximum Paper Stack Height:	5/8" (15mm)
LED Laser Cut Line:	Yes
Clamp Style:	Lever
Back Gauge Adjustment:	Thumbscrew
Back Gauge Reading:	Scale, in both inches (1/32") and metric (1mm)
Standard Features:	Safety covers, blade changing handles, complete tool kit for adjustments and general maintenance



Cut-True 15M Manual Paper Cutter

Cutting Action:	Manual lever handle
Maximum Cutting Width:	16.9" (430mm)
Maximum Paper Stack Height:	2.15" (55mm)
LED Laser Cut Line:	Yes
Clamp Style:	Spindle-guided clamping wheel
Back Gauge Adjustment:	Manual crank
Back Gauge Reading:	Scale, in both inches (1/32") and metric (1mm)
Standard Features:	Blade change safety tool, safety covers, metal stand, feet for tabletop use



Cut-True 16M Manual Paper Cutter

Cutting Action:	Manual lever handle
Maximum Cutting Width:	18.7" (475mm)
Maximum Paper Stack Height:	3.15" (80mm)
LED Laser Cut Line:	Yes
Clamp Style:	Spindle-guided clamping wheel
Back Gauge Adjustment:	Manual crank
Back Gauge Reading:	Scale, in both inches (1/32") and metric (1mm)
Standard Features:	Blade change safety tool, safety covers, metal stand, feet for tabletop use



Cut-True 22S Semi-Automatic Electric Paper Cutter

Cutting Action:	Dual-button electric
Maximum Cutting Width:	16.9" (430mm)
Maximum Paper Stack Height:	1.75" (45mm)
LED Laser Cut Line:	Yes
Clamp Style:	Spindle-guided clamping wheel
Back Gauge Adjustment:	Manual crank
Back Gauge Reading:	Digital readout, in both inches (1/32") and metric (1mm)
Standard Features:	Blade change safety tool, safety covers, safety key lock, metal stand, feet for tabletop use



Cut-True 27S Semi-Automatic Electric Paper Cutter

Cutting Action:	Dual-button electric
Maximum Cutting Width:	18.9" (480mm)
Maximum Paper Stack Height:	3.15" (80mm)
LED Laser Cut Line:	Yes
Clamp Style:	Automatic
Back Gauge Adjustment:	Manual crank
Back Gauge Reading:	Digital readout, in both inches (1/32") and metric (1mm)
Standard Features:	Blade change safety tool, safety covers, safety key lock, metal stand with storage shelf, feet for tabletop use

Cut-True 29A / 29H Automatic Electric / Hydraulic Paper Cutters

	Cut-True 29A	Cut-True 29H
Cutting Action:	Dual-button electric	Dual-button hydraulic
Maximum Cutting Width:	20.5" (520mm)	20.5" (520mm)
Maximum Paper Stack Height:	3.15" (80mm)	3.15" (80mm)
LED Laser Cut Line:	Yes	Yes
Programmable Jobs:	Up to 100 jobs with up to 100 steps each	Up to 100 jobs with up to 100 steps each
Length Behind Blade:	20.5" (520mm)	20.5" (520mm)
Length in Front of Blade:	18.25" (464mm)	18.25" (464mm)
Minimum Cut:	1.6" (40mm) with False Clamp .98" (25mm) without False Clamp	2.36" (60mm) with False Clamp 1.18" (30mm) without False Clamp
Table Size:	30.75" W x 15.75" D (781 x 400mm) 56" W x 15.75" D (1422 x 400mm) w/ optional wide side tables	
Clamp Style:	Automatic, electronically adjustable	Automatic, hydraulically adjustable
Back Gauge Adjustment:	Fully programmable using touchscreen, accurate to 0.1mm	
Standard Features:	Touchscreen control panel, LED safety curtain, false clamp, blade change safety tool, 29H also includes foot-pedal pre-clamp	
Power:	230V, 50Hz, 20A dedicated line NEMA Plug: 6-20	
Options:	Wide side tables	Wide side tables



29H shown with optional wide side tables

Cut-True 31A / 31H Automatic Electric / Hydraulic Paper Cutters

	Cut-True 31A	Cut-True 31H
Cutting Action:	Dual-button electric	Dual-button hydraulic
Maximum Cutting Width:	28.7" (730mm)	28.7" (730mm)
Maximum Paper Stack Height:	3.94" (100mm)	3.94" (100mm)
LED Laser Cut Line:	Yes	Yes
Programmable Jobs:	Up to 100 jobs with up to 100 steps each	Up to 100 jobs with up to 100 steps each
Length Behind Blade:	28" (711mm)	28" (711mm)
Length in Front of Blade:	25" (635mm)	25" (635mm)
Minimum Cut:	2.36" (60mm) with False Clamp 1.18" (30mm) without False Clamp	2.36" (60mm) with False Clamp 1.18" (30mm) without False Clamp
Table Size:	72.75" W x 25.125" D (1848 x 638mm) with standard wide side tables 43.12" W x 21.125" D (1095 x 537mm) without standard wide side tables	
Clamp Style:	Automatic, electronic	Automatic, hydraulic
Back Gauge Adjustment:	Fully programmable using touchscreen, accurate to 0.1mm	
Standard Features:	Touchscreen control panel, LED safety curtain, false clamp, blade change safety tool, foot-pedal pre-clamp, wide side tables, air-assist ball deck (Cut-True 31H only)	
Power:	208V, 60Hz, 30A dedicated line, NEMA 6-30P	



31H shown with standard wide side tables



Easily create crisp, clean business cards, postcards, photos and more with the FD 120 and FD 125 Card Cutters. Custom slitter cassettes offer flexibility. The Formax Square IT squareback booklet finisher gives stapled booklets a professional, perfect-bound look, with the security of a stapled binding. Squareback booklets lie flat, making them easier to front-trim on a guillotine cutter. Square bindings also offer the option of printing on the spine, plus they're easier to package and store.



Professional squared bindings
produced with the Square IT



FD 120 Card Cutter

Hopper Capacity:	Up to 75 sheets
Variable Speed:	Up to 130 business cards per minute
Paper Size:	8.5" W x 11" and 8.5" W x 14" L
Paper Weight:	120 - 300 gsm
Features:	Cuts full-bleed color business cards, postcards, greeting cards and photos. User-friendly control panel with LCD display, 6 programmed jobs, 6 custom jobs, paper weight adjustment for heavier stock, fine-tune adjustment
Options:	7" slitter cassette for postcards and photos, 8" slitter cassette for greeting cards, 402 Series Jogger



FD 120 / FD 125 control panel with LCD display



Shown with optional Output Conveyor Stacker

FD 125 Card Cutter

Hopper Capacity:	Up to 2" or 120 sheets (300gsm)
Variable Speed:	Up to 240 business cards per minute (12" x 18" sheets)
Cutting Tolerance:	+/- 0.2 mm
Paper Size:	Letter,* Legal,* 11" x 17", 12" x 18", 13" x 19" (*Letter and Legal size applications require custom slitter cassette FD 125-40)
Paper Weight:	120 - 300 gsm
Minimum Finished Length:	1.2" (30mm)
Output Conveyor (optional):	Up to 750 business cards
Features:	Cuts full-bleed color business cards, postcards, spec sheets, greeting cards and photos. User-friendly control panel with LCD display, 7 programmed / 6 custom jobs, paper weight adjustment for heavier stock, fine-tune adjustment, all-metal stand on casters doubles as hidden waste bin compartment, easily interchangeable optional slitter cassettes
Options:	15" conveyor stacker, 11", 5" and custom slitter cassettes, 402 Series Jogger

square IT

Square IT Squareback Booklet Finisher

Capacity:	Up to 96 pages/24 sheets of 20# bond / 80gsm
Speed:	Up to 1,800 booklets per hour
Booklet Size:	Max: 9 1/2" x 12 3/4" (240 x 325mm) Min: 4" x 4 1/2" (100 x 120mm)
Folding Modes:	4, based on booklet thickness
Features:	Compact and rugged, operates as stand-alone or in-line with digital print devices, easy-to-use control panel with LED indicators, quiet operation, jam detection, stacker full detection



DATA DESTRUCTION





Intuitive LED control panel with load indicator to help prevent jams

Lifetime guaranteed high-density molded plastic waste bins

Commercial-grade all-metal gears drive the cutting heads

Energy-saving ECO Mode goes into standby after 5 minutes of inactivity

Powerful, durable AC geared motors, built to outlast the competition

Integrated EvenFlow™ Oiling System keeps blades operating at peak performance

Security Levels (DIN 66 399-1 Standards)

Strip Cut Paper Security Levels

P-1



DIN 66 399-1 $\leq 2000\text{mm}^2$
Width $\leq 12\text{mm}$

P-2



$\leq 800\text{mm}^2$
Width $\leq 6\text{mm}$

P-3



$\leq 320\text{mm}^2$
Width $\leq 2\text{mm}$

Cross Cut Paper Security Levels

P-3



DIN 66 399-1 $\leq 320\text{mm}^2$

P-4



$\leq 160\text{mm}^2$
Width $\leq 6\text{mm}$

P-5



$\leq 30\text{mm}^2$
Width $\leq 2\text{mm}$

P-6



$\leq 10\text{mm}^2$
Width $\leq 1\text{mm}$

P-7



$\leq 5\text{mm}^2$
Width $\leq 1\text{mm}$

Formax Data Destruction Warranty

- Lifetime limited warranty on Deskside and Office cutting heads
- Lifetime limited warranty on Industrial Cutting heads (parts only)
- 1-year warranty on High Security and Specialty cutting heads
- 1-year warranty on all other parts

Formax agrees to repair or replace, at its option, any defective part or component covered by this warranty, provided there was no abuse and we first receive written notice of a defect within the applicable warranty period. This warranty extends only to the original purchaser and does not include labor or the payment of any labor charges or incidental or consequential expenses. Warranty claims must be submitted with a replacement part order. All parts are shipped FOB Dover, NH.

DESKSIDE SHREDDERS



These powerful compact models are designed for use alongside the desk or work station. They provide on-the-spot destruction of sensitive paper-work, phone messages and notes generated during the day. Ideal for use by busy professionals or for the small home office.



FD 8206CC Desktop Shredder



- Auto Start/Stop
- LED indicators display shredder status, including power on, bin full, door open, overload
- Two dedicated infeeds/waste bins for paper and CDs to keep shredded particles separate
- Heat-treated solid steel cutters require minimal oil
- Slide-out waste bin for easy removal of paper shreds
- Electric safety switch for waste bin
- Thermal overload protection
- Reverse mode
- Casters for mobility
- Accepts CDs, credit cards, staples and paper clips

Cutting Style:	Cross Cut
Shred Size:	5/32" x 1 7/16"
Sheet Capacity:	Up to 17 sheets* 20#, 1 CD or 1 credit card
Speed:	8.8 fpm
Feed Opening:	9.1"
Dimensions:	15.4" W x 11.8" D x 23.4" H
Bin Capacity:	6.9 gal.
Weight:	28.7 lbs.
Security Level:	DIN 66399 P-4 / O-1 / T-2 / E-2 / F-1

FD 8254CC Desktop Shredder



- Auto Start/Stop
- Reverse Mode
- Slide-out waste bin features fill-level window
- Electric safety switch for waste bin
- Thermal overload protection
- Energy-saving standby mode uses no power
- Accepts credit cards, staples and paper clips

Cutting Style:	Cross Cut
Shred Size:	1/8" x 1 1/8"
Sheet Capacity:	12 to 14* sheets, or 1 credit card
Speed:	Up to 17 fpm
Feed Opening:	9.4"
Dimensions:	14.8" W x 11.3" D x 23.1" H
Bin Capacity:	8.7 gal.
Weight:	29 lbs.
Security Level:	P-4 / Level 3

FD 8302CC / FD 8302SC Desktop Shredders



- Auto Start/Stop & Auto Reverse
- Cross-cut model features 1/16" wide micro-cut
- High-quality metal cabinet with casters
- All-metal gearing
- Heavy-duty waste bin
- Thermal overload protection
- Heat-treated steel cutters require minimal oil
- Accepts staples and paper clips
- Strip-cut model also accepts CDs and credit cards

	FD 8302CC	FD 8302SC
Cutting Style:	Cross Cut	Strip Cut
Shred Size:	1/16" x 5/8"	5/32"
Sheet Capacity:	7 to 8*	21 to 23*
Speed:	27 fpm	21 fpm
Feed Opening:	10"	10.6"
Dimensions:	16" W x 14" D x 26" H	16" W x 14" D x 30" H
Bin Capacity:	9.5 gal.	9.5 gal.
Weight:	88 lbs.	99 lbs.
Security Level:	P-5	P-2

* Sheet capacity varies depending on paper and power supply

Formax OnSite office shredders are built to the highest standards for operator convenience, safety, and reliability in a wide variety of models. Choices include a range of shred sizes, manual or automatic operation, multimedia destruction and various sized feed openings. Formax Office Shredders are designed to handle your company's sensitive and private information at the source!



FD 8402CC / FD 8402SC Office Shredders



- LED Control Panel with load indicator
- Automatic Start/Stop, Reverse & Cleaning
- High-quality metal cabinet with casters
- All-metal gearing
- Heavy-duty waste bin
- Thermal overload protection
- Heat-treated steel cutters
- Accepts staples, paper clips & credit cards
- Energy-saving ECO Mode
- Optional EvenFlow™ Internal Oiling System



LED Control Panel

	FD 8402CC	FD 8402SC
Cutting Style:	Cross Cut	Strip Cut
Shred Size:	5/32" x 1-1/5"	1/4"
Sheet Capacity:	24 to 26"	30 to 32"
Speed:	33 fpm	30 fpm
Feed Opening:	12.2"	12.2"
Dimensions:	20" W x 20" D x 34" H	20" W x 20" D x 34" H
Bin Capacity:	28 gal.	28 gal.
Security Level:	P-4	P-2

FD 8502AF AutoFeeder



- AutoFeed Hopper
- LED Control Panel with load indicator
- Auto Start/Stop, Reverse & Cleaning
- Accepts staples, paper clips & credit cards
- Extra-wide 16" hand-feed opening
- Metal cabinet with casters
- All-metal gearing
- Heavy-duty waste bin
- Heat-treated steel cutters
- Energy-saving ECO Mode
- Optional EvenFlow™ Internal Oiling System



Cutting Style:	Cross Cut
Shred Size:	5/32" x 1-1/5"
AutoFeed Sheet Capacity:	Up to 175 sheets* up to 11" x 17"
Hand-Feed Sheet Capacity:	22 to 24
Speed:	35 fpm
Hand-Feed Opening:	16"
Dimensions:	24" W x 20" D x 35" H
Bin Capacity:	33 gal.
Security Level:	P-4

* Sheet capacity varies depending on paper and power supply



FD 8502CC/SC & FD 8602CC/SC Office Shredders

- LED Control Panel with load indicator
- Auto Start/Stop, Reverse & Cleaning
- Extra-wide 16" feed opening
- Accepts staples, paper clips & credit cards
- Metal cabinet with casters
- All-metal gearing
- Heavy-duty waste bin
- Thermal overload protection
- Heat-treated steel cutters
- Energy-saving ECO Mode
- Optional EvenFlow™ Internal Oiling System

	FD 8502CC	FD 8502SC	FD 8602CC	FD 8602SC
Cutting Style:	Cross Cut	Strip Cut	Cross Cut	Strip Cut
Shred Size:	5/32" x 1-1/5"	5/32"	5/32" x 1-1/5"	1/4"
Sheet Capacity:	23 to 25*	20 to 22*	33 to 35*	29 to 31*
Speed:	35 fpm	33 fpm	22 fpm	30 fpm
Feed Opening:	16"	16"	16"	16"
Dimensions:	24" W x 20" D x 35" H		24" W x 20" D x 35" H	
Bin Capacity:	33 gal.	33 gal.	33 gal.	33 gal.
Security Level:	P-4	P-2	P-4	P-2



FD 8652CC AutoOiler

- AutoOiler integrated oiling system automatically pumps oil onto the cutting blades for optimal performance
- LED Control Panel with load indicator
- Auto Start/Stop, Reverse & Cleaning
- High-quality metal cabinet with casters
- All-metal gearing
- Thermal overload protection
- Heavy-duty waste bin
- Energy-saving ECO Mode
- Accepts staples, paper clips and credit cards
- Heat-treated steel cutters



Cutting Style:	Cross Cut
Shred Size:	5/32" x 1 19/32"
Sheet Capacity:	Up to 32 sheets*
Speed:	Up to 33 fpm
Feed Opening:	16"
Dimensions:	28" W x 24" D x 43" H
Bin Capacity:	53 gal.
Security Level:	P-4



FD 8704CC Multimedia & Paper

- Dedicated multimedia feed opening shreds USB flash drives, CDs, DVDs, and mini-DV cassettes
- Dedicated paper feed opening
- Auto Start/Stop, Reverse & Cleaning
- LED Control Panel with load indicator
- High-quality metal cabinet with casters
- All-metal gearing
- Thermal overload protection
- Heavy-duty waste bin
- Heat-treated steel cutters
- Energy-saving ECO Mode
- Optional semi-automatic oiling system

FD 8704CC	
Cutting Style:	Cross Cut
Shred Size:	5/32" x 1-5/8"
Sheet Capacity:	40 to 45*
Speed:	12 fpm
Feed Opening:	9.4"
Dimensions:	20" W x 20" D x 36" H
Bin Capacity:	28 gal.
Security Level:	P-4

* Sheet capacity varies depending on paper and power supply



Separate Feed Opening
for Multimedia Shredding

OnSite 
Shred at the Source!

HIGH SECURITY SHREDDERS



Formax High Security Office Shredders have been evaluated by NSA and meet the requirements of NSA/CSS specification 02-01 for Level P-7 High Security cross-cut paper shredders. These high security shredders are ideal for highly confidential documents and integrate all of the commercial-grade features found on our Office models.



FD 8730HS High Security Paper & Optical Media



- Meets NSA requirements for Level P-7 high security paper shredding and optical media destruction
- Dual feed openings: one for paper, one for media
- Shreds paper, CDs, DVDs and credit cards
- LED Control Panel with load indicator
- Auto Start/Stop, Reverse & Cleaning
- EvenFlow™ Internal Automatic Oiling System
- Two separate heavy-duty waste bins
- High-quality metal cabinet with casters
- All-metal gearing
- Thermal overload protection
- Energy-saving ECO Mode
- Heat-treated steel cutters

Cutting Style:	Cross Cut	Cross Cut
Shred Size:	1/32" x 3/16"	1/16" x 5/32"
Feed Capacity:	14 to 15 sheets*	1 CD
1-Hour NSA	19 reams /	
Durability Test:	feeding 8 sheets	
Speed:	23 fpm	2,000 CDs per hour
Feed Opening:	9 3/8"	4 7/8"
Dimensions:	28" W x 24" D x 43" H	
Bin Capacity:	31 gal.	18.5 gal.
Security Level:	P-7	O-5



Separate Feed Openings
for Paper and Optical Media



Separate Waste Bins
for Paper and Optical Media

FD 8650HS AutoOiler High Security



- Meets NSA Level P-7 high security requirements
- EvenFlow™ Internal Automatic Oiling System
- LED Control Panel with load indicator
- Auto Start/Stop, Auto Reverse & Auto Cleaning
- High-quality metal cabinet with casters
- Extra-wide 16" feed opening
- All-metal gearing
- Heavy-duty waste bin
- Thermal overload protection
- Heat-treated steel cutters
- Energy-saving ECO Mode
- Shreds paper only, no staples or paper clips

Cutting Style:	Cross Cut
Shred Size:	1/32" x 3/16"
Sheet Capacity:	14 to 15*
1-Hour NSA Durability Test:	18 reams / feeding 8 sheets
Speed:	24 fpm
Feed Opening:	16"
Dimensions:	28" W x 24" D x 43" H
Bin Capacity:	53 gal.
Security Level:	P-7

FD 8300HS / FD 8400HS-1 / FD 8500HS High Security



- Meets NSA Level P-7 high security requirements
- LED Control Panel with load indicator
- Auto Start/Stop, Reverse & Cleaning
- High-quality metal cabinet with casters
- FD 8500HS has extra-wide 16" feed opening
- All-metal gearing
- Heavy-duty waste bin
- Thermal overload protection
- Heat-treated steel cutters
- Shred paper only, no staples or paper clips
- Energy-saving ECO Mode
- EvenFlow™ integrated oiling system: Standard on FD 8400HS-1, optional for FD 8300HS / 8500HS

	FD 8300HS	FD 8400HS-1	FD 8500HS
Cutting Style:	Cross Cut	Cross Cut	Cross Cut
Shred Size:	1/32" x 3/16"	1/32" x 3/16"	1/32" x 3/16"
Sheet Capacity:	6 to 8*	7 to 8*	6 to 7*
1-Hour NSA	6 reams /	10 reams /	10 reams /
Durability Test:	Feeding 3 sheets	feeding 5 sheets	feeding 4 sheets
Speed:	23 fpm	23 fpm	35 fpm
Feed Opening:	9.5"	10.25"	16"
Dimensions:	18" W x 19" D x 26" H	20" W x 20" D x 34" H	24" W x 20" D x 35" H
Bin Capacity:	15 gal.	28 gal.	33 gal.
Security Level:	P-7	P-7	P-7

* Sheet capacity varies depending on paper and power supply

HARD DRIVE PUNCH / HARD DRIVE SHREDDER




FD 87HD Hard Drive Punch

- Meets NSA/CSS requirements for Hard Drive Destruction Devices
- Punching die made of hardened, nickel-plated steel
- Powerful, efficient AC geared-motor
- Heavy duty steel gears
- LED lights illuminate the punching chamber
- Transparent safety shield
- LED control panel
- Auto Stop after each cycle
- Sturdy plastic waste bin
- Low-noise design
- All-metal cabinet with casters



Easy-to-use drop-in slot



Illuminated punching chamber



Visible damage = added security

Punch Hole Size:	.39"
Hard Drive Size:	2 1/2" or 3 1/2"
Feed Opening:	4.65"
Punching Cycle:	14 seconds
Dimensions:	19.68" W x 18.5" D x 35" H
Security Level:	H-2 (DIN 66399 standard)



FD 87HDS HDD/SSD Hard Drive Shredder

- Destroys 3.5" HDD and 2.5" HDD/SSD hard drives
- Separate feed openings, fully enclosed with metal shields for safety
- LED Control Panel with load indicator
- Auto Start/Stop, Auto Reverse & Auto Cleaning
- Resettable counters for each feed opening
- Heavy-duty waste bin
- All-metal cabinet with casters
- Safety switch for cabinet door
- All-metal gearing
- Thermal overload protection
- Heat-treated steel cutters



Shreds both SSD and HDD hard drives

	3.5" HDD Drives	2.5" HDD/SSD Drives
Shred Particle Size:	1.6" (40mm) x random	.19" (5mm) x random
Feed Capacity:	1 drive at a time	1 drive at a time
Speed:	3 - 4 drives per minute	3 - 4 drives per minute
Feed Opening:	4.72"	3.54"
Security Level:	H-6 (DIN 66399 standard)	



Separate feed openings for 3.5" and 2.5" drives

CASINO SHREDDER



In the casino and gaming industry, security is a top priority, both on the gaming floor and behind the scenes. Reduce the risk of fraud with the FD 87 Casino Shredder. This specially-designed unit combines user-friendly features with the industrial strength needed to ensure retired gaming pieces - cards, tokens, dice, chips - stay out of the wrong hands.

FD 87 CASINO Casino Shredder



- Destroys cards, dice, casino chips, gaming tokens
- Enclosed shredding chamber with Plexi window for viewing
- Heat-treated solid steel cutting blades
- LED Control Panel
- AC-geared motor
- Rugged molded plastic waste bin
- Auto Cleaning: Motor runs in reverse to clear shred particles
- Waste Bin Full Sensor: Stops automatically to avoid overflow
- Rugged steel cabinet with casters
- Safety key lock provides control, ensuring access only to authorized personnel
- Circuit breaker for safe operation
- Large emergency stop button
- Thermal overload protection
- Door safety sensor



Destroys chips, tokens, cards and dice in minutes

Cutting Style:	Cross Cut
Capacity Per Cycle*:	Up to 3 decks of cards, 20 dice, 40 casino chips (clay or plastic)
Feed Opening:	4.75" W x 6" L
Shred Size - Playing Cards:	≤ .19" x 3"
Shred Size - Dice:	≤ .5" x .5"
Shred Size - Chips/Tokens:	≤ .75" x 1.5" (1.5" Chip)
Dimensions:	24" W x 36" D x 48.5" H
Bin Capacity:	7 gal.
Weight:	948 lbs.
Motor:	2HP
Power Supply:	3-Phase 220V, 60Hz, 20A NEMA L15-20P plug included NEMA L15-20R receptacle required



Control Panel includes LED load indicator, safety key and emergency stop button



Large infeed table with conveyor belt, and safety bar for immediate shut down



Front access waste bin allows the shredder to be placed against a wall, instead of in the center of a room

FD 8806CC & FD 8806SC Industrial Conveyor Shredders

- High-volume industrial conveyor-fed models for centralized shredding
- Auto Start/Stop, Auto Reverse & Auto Cleaning
- Front waste bin access allows the shredder to be placed against a wall
- Shreds files, stacks of computer forms, cardboard, tapes, ribbons and CDs
- All-metal gearing
- Strip-cut model shreds up to 125 sheets at once
- EvenFlow™ Integrated Automatic Oiling System keeps the cutting blades in peak operating condition
- LED Control Panel with load indicator to avoid jams
- Large safety bar to stop operation
- Key lock for maximum safety control
- Thermal overload protection
- Heat-treated solid steel cutting blades
- Rugged waste bin on casters for easy emptying



EvenFlow™ Oiler automatically lubricates the cutting blades, keeping the shredder in peak operating condition


	FD 8806CC	FD 8806SC
Cutting Style:	Cross Cut	Strip Cut
Shred Size:	1/4" x 2"	1/2"
Sheet Capacity:	75 to 90 *	105 to 125 *
Speed:	Up to 40 fpm	Up to 50 fpm
Feed Opening:	16"	16"
Dimensions:	31" W x 54" L x 43.5" H	31" W x 53" L x 51" H
Bin Capacity:	36 gal.	49 gal.
Weight:	661 lbs.	727 lbs.
Security Level:	P-3	P-1
Power Supply:	3-Phase, 220V, 50/60Hz	

* Sheet capacity may vary due to variations in paper & power supply.



FD 8906CC

Control Panel includes LED load indicator, safety key and emergency stop button



With the optional Output Conveyor, output capacity is virtually unlimited, depending only on the size of the external waste bin



FD 8906B Shredder/Baler combination compresses shredded material into a bale up to 154 gallons

FD 8906CC & FD 8906B Industrial Conveyor Shredders

- Industrial Conveyor Shredders for high-volume centralized shredding
- FD 8906B Shredder and Baler System compacts shredded material into a bale, to reduce the frequency of emptying
- Front waste bin access allows the FD 8906CC to be placed against a wall
- Dual-compartment waste bin and two reusable nylon bags make it easier to empty shredded materials, plus internal rollers help guide the bin in and out
- Shred up to 650 sheets at once
- LED Control Panel with load indicator
- Auto Start/Stop, Auto Reverse & Auto Cleaning
- Shreds entire files, stacks of computer forms, tapes, cardboard, ribbons, CDs, magnetic disks
- EvenFlow™ Automatic Internal Oiling System is a standard feature which keeps the cutting blades in optimal condition
- All-metal gearing
- Large safety bar to stop operation
- Thermal overload protection
- Heat-treated solid steel cutting blades
- Customized shredding blades available for special applications
- Optional Rear Output Conveyor for FD 8906CC

	FD 8906CC	FD 8906B with Baler
Cutting Style:	Cross Cut	Cross Cut
Shred Size:	5/16" x 1-1/2" - 3"	5/16" x 1-1/2" - 3"
Sheet Capacity:	Up to 650 *	Up to 650 *
Speed:	Up to 35 fpm	Up to 35 fpm
Feed Opening:	21"	21"
Dimensions:	47" W x 81" L x 63" H	47" W x 129" L x 63" H
Bin Capacity:	102 gal.	n/a
Baler Capacity:	n/a	154 gal. bale
Baler Pressure:	n/a	80.8 kN
Bale Size:	n/a	31" W x 22" L x 19" H
Bale Weight:	n/a	110-154 lbs. (material dependent)
Weight:	1,984 lbs.	3,086 lbs.
Security Level:	P-3 / Level 2	P-3 / Level 2
Power Supply:	3-Phase, 220V, 50/60Hz, 50 Amp dedicated line required, CS8365 plug included, CS8369 receptacle required	

* Sheet capacity may vary due to variations in paper & power supply.